


Comparison

Industrial Door Operator

FMK - Mfz



FMK
MOTORIZED

Nothing will stop it. Except for one obstacle.

Obstacle stop technology integrated in
all our motors up to 70 Nm.



FMK
MOTORIZED

Economy of scale. Without ladders & gondolas.

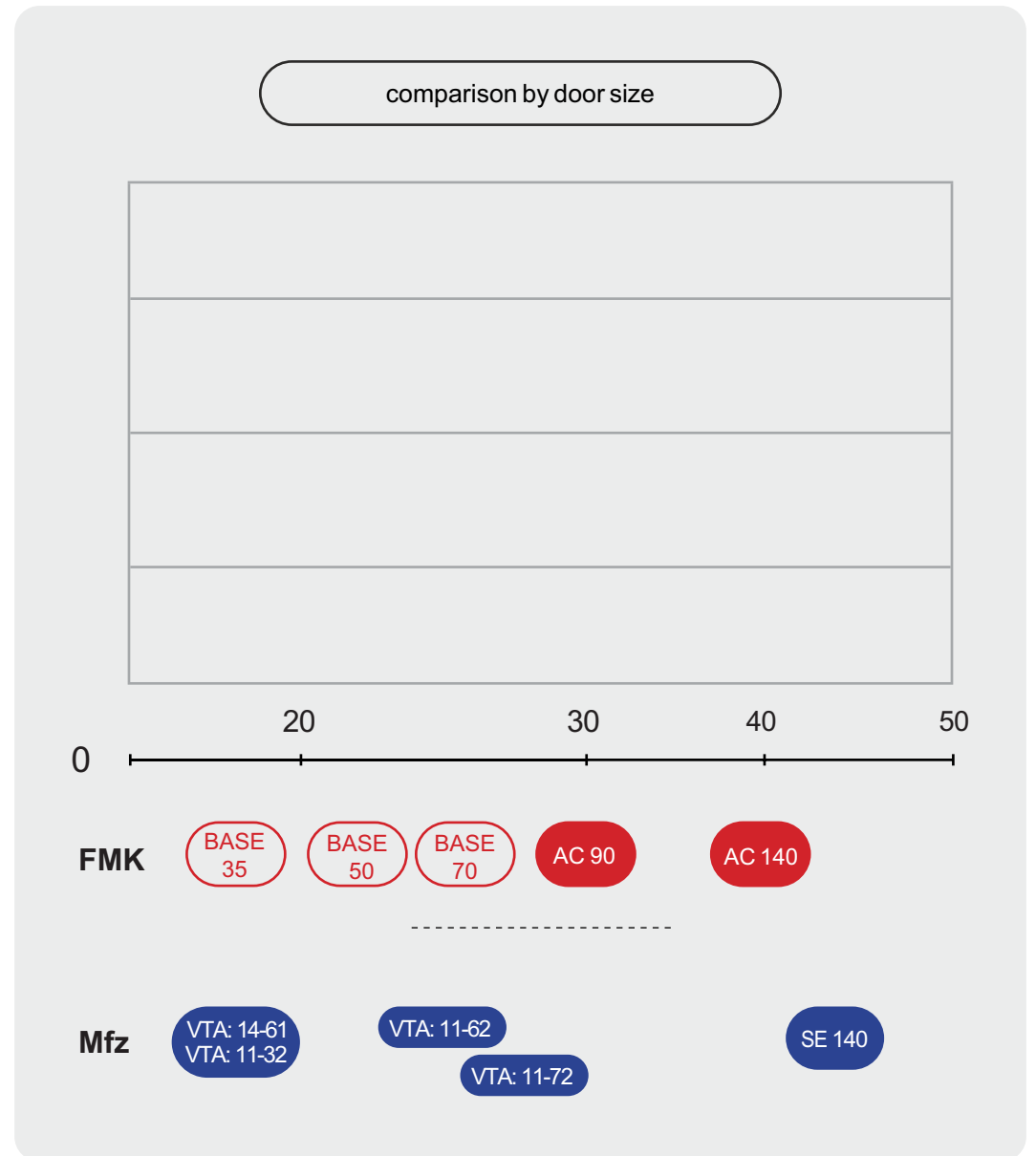
It's a real money-saver to equip your entire building site with 220V.

- A simple extension cable is all you need to connect and set your limit switches, so there's no need to go back and forth to the site.
- Suggest to your builders that they equip all their buildings with 220V.
- Motors equipped with SOFT START/STOP decelerators, reducing cable tension.



Door Size Comparison

Here's a quick comparison of door sizes for each FMK and Nice operator.




Sizes may vary according to door type. Weight per m², retained for analysis, door leaf 12-13 kg / m², standard door lift.

30

cycles / hour

That's all there is to it.



Number of cycles




For our entire AC range.

vs

20

cycles / hour



Number of cycles

Mfz

For single-phase motors, cycles are increased to 8 / h = 1 cycle per hour.



Control Box Comparison

Simple functions

	CS 255	CS 310	MFA VTA	BASE	BASE +
Electronic limit switches	●	●	●	●	●
Choice of limit switches The control unit offers a choice of limit switches (deadman or automatic) for opening and closing.	●	●	●	●	●
Setting door opening and closing speed The box offers the possibility of fine-tuning the limit switch settings for opening and closing.			●	●	●
Smooth opening and closing The enclosure allows the motor to close and open smoothly.			●	●	●
Automatic closing The box can be closed automatically when safety devices are connected.	●	●	●	●	●
Partial opening The box can be opened partially.		●	●	●	●
Port and connection relay configuration Relay operation and type can be parameterized.	●	●	●	●	●
Configuration of warning alarm on opening and closing An alarm sounds when the door is opened and/or closed.				●	●
Courtesy light and warning light configuration The box allows you to set the operating time for the courtesy light and warning light.			●	●	●
Maintenance alarm The box offers the option of adding a maintenance alarm.				●	●
Bounce function When an obstacle is encountered, the motor stops and reverses.			●	●	●

Drive Comparison: BASE - Mfz

Control panel

